



Composition:
21 / 05 / 30
Revêtement:
33 Buffalo kiwi

accoudoirs avec bois visible
voir modèle 1809

PR^motion

1808



Variante 21
repose-pieds intégré

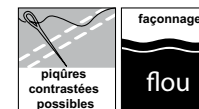


Variante 21
réglage de profondeur d'assise




Variante 21
réglage de tête sur chaque assise

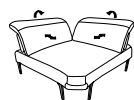
Variantes 1808



Éléments d'extrémité



90
L/P/H: 139/139/81



89
L/P/H: 124/124/81

Tables intermédiaires



07 4 pieds
L/P/H: 50/101/40

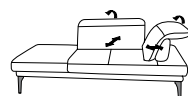


05 2 pieds
L/P/H: 50/101/40

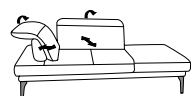


06

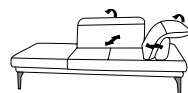
Chaiselongues seules



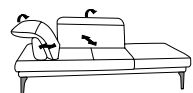
27
L/P/H: 205/127/81



28

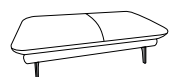


23
L/P/H: 205/112/81

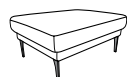


24

Poufs

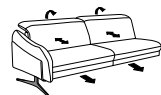


03
L/P/H: 121/65/43




01
L/P/H: 115/89/43

repose-pieds électrique

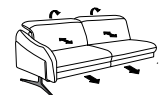


87



88

L/P/H: 202/107/81

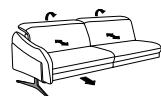


85

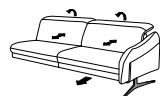


86

L/P/H: 172/107/81

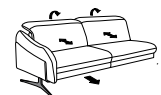


21



22

L/P/H: 202/107/81



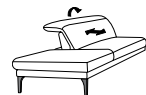
19




20

L/P/H: 172/107/81

ouvert, réglage profondeur d'assise



73



74

L/P/H: 154/105/81



71



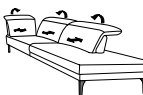
72

L/P/H: 139/105/81

ouvert, réglage profondeur d'assise et angle intégré



69



70

L/P/H: 104/258/81



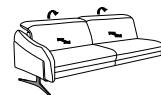
77



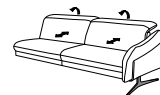
78

L/P/H: 104/236/81

réglage profondeur d'assise

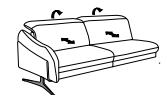


67

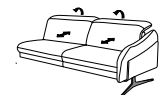


68

L/P/H: 202/107/81



65



66

L/P/H: 172/107/81



29



30

L/P/H: 112/204/81



91



92

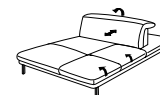
L/P/H: 112/180/81

Chaiselongues d'extrémité

avec accoudoir abattable



25

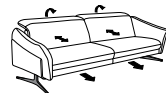


26


L/P/H: 128/204/81

Canapés

repose-pieds électrique



82

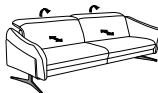


81


L/P/H: 223/107/81

L/P/H: 193/107/81

sans fonction, réglage profondeur d'assise



62

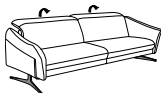


61


L/P/H: 223/107/81

L/P/H: 193/107/81

sans fonction, sans réglage profondeur d'assise



52



51

L/P/H: 223/107/81

L/P/H: 193/107/81



tables adaptées
(voir registre tables)

- tous dossiers avec réglage de profondeur d'assise, sauf sur variantes 51 et 52

- pieds métal au choix en:
- acier brossé
- recouvert par poudre anthracite

- toutes variantes électriques avec batterie externe en option.
(au choix couleur argent ou anthracite)

- pour les tables intermédiaires 05/06 et 07/08, les designs suivants sont possibles:

- chêne de poutre (teinte 617)
- chêne sauvage (teinte 681)
- décor béton
- décor marbre anthracite



58 chêne sauvage



45 chêne de poutre



14 béton



18 marbre anthracite